

California Transit
Association



PG&E's Commercial Electricity Vehicle Rate

Webinar

November 20, 2018

Michael Pimentel

California Transit Association

Cal Silcox

Pacific Gas & Electric

How to Ask Questions

- Submit your questions anytime during the program using the Questions module in your webinar control panel at the right of your screen.
- We will collect all questions and get to as many as time permits during the Q&A portion of the program.



The screenshot shows the GoToWebinar control panel with the following elements:

- Polls (0/0)**: A tab with a plus sign and a close button.
- Questions**: A tab with a minus sign and a close button. It contains a checkbox for "Show Answered Questions" which is checked.
- Table**: A table with columns "X", "Question", and "Asker". The table is currently empty.
- Buttons**: "Send Privately" and "Send to All" buttons.
- Handouts: 0 of 5**: A tab with a plus sign and a close button.
- Chat**: A tab with a plus sign and a close button.
- Webinar Title**: "State Transit Assistance Program Allocation Methodology".
- Webinar ID**: "125-149-947".
- GoToWebinar**: The logo at the bottom.

PG&E Commercial EV Rate Proposal

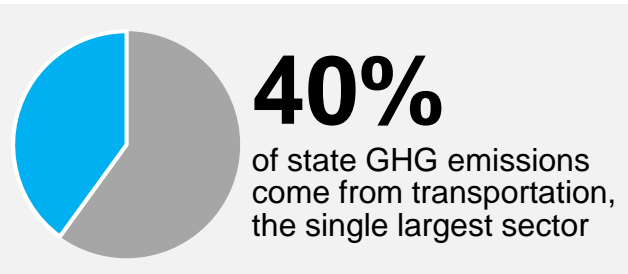
Note: All rate values and proposals in this presentation are preliminary and should be considered directional. Rate proposals have not been approved by the CPUC.



Together, Building
a Better California



PG&E is committed to accelerating the transition to clean transportation



California is targeting
5M
zero-emission vehicles by 2030



PG&E's electricity is
80%
GHG free and 33% renewable

Leveraging utility tools to enable EV adoption:



Infrastructure and access to charging



Rate design & rebates



Grid modernization and R&D



Education and outreach



Summary of Commercial EV Rate Proposal

PG&E is proposing **new commercial EV rate plans** to support adoption of clean, electric vehicles

The proposed EV rates **eliminate demand charges**, instead using a monthly subscription pricing model to enable:

- More affordable charging
- Simpler pricing structures
- Improved certainty and budgeting

PG&E designed two rates specifically for **fleets, fast charging, workplaces and multifamily dwellings** and will create a new rate class* for Commercial EV (CEV) charging:

CEV-Small

- Charging installations **up to 100 kW**, e.g. smaller workplaces and multifamily sites

CEV-Large

- Charging installations **over 100 kW**, e.g. fleets, fast charging, and larger sites
- Options for secondary and primary voltage service

* To enable new rates, EV charging must be separately metered from existing buildings and facilities



Proposed CEV rate structure

1) Customers choose subscription level, based on charging needs

Subscription Charge

\$184

/ 50 kW connected charging



Customers that want to **manage charging loads** can opt for a lower subscription level

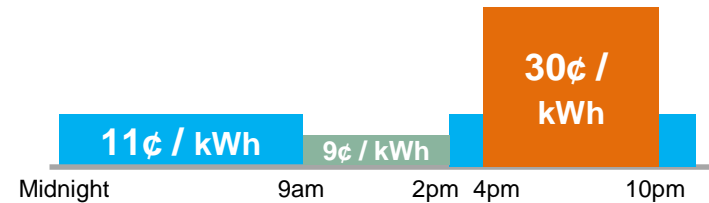
2) Subscription remains consistent month-to-month



If site charging power exceeds subscription, customer pays an **overage** for that month

3) Energy usage is billed based on time-of-day pricing

Energy Charge



Charging is cheapest mid-day, when PG&E has higher levels of renewable energy generation

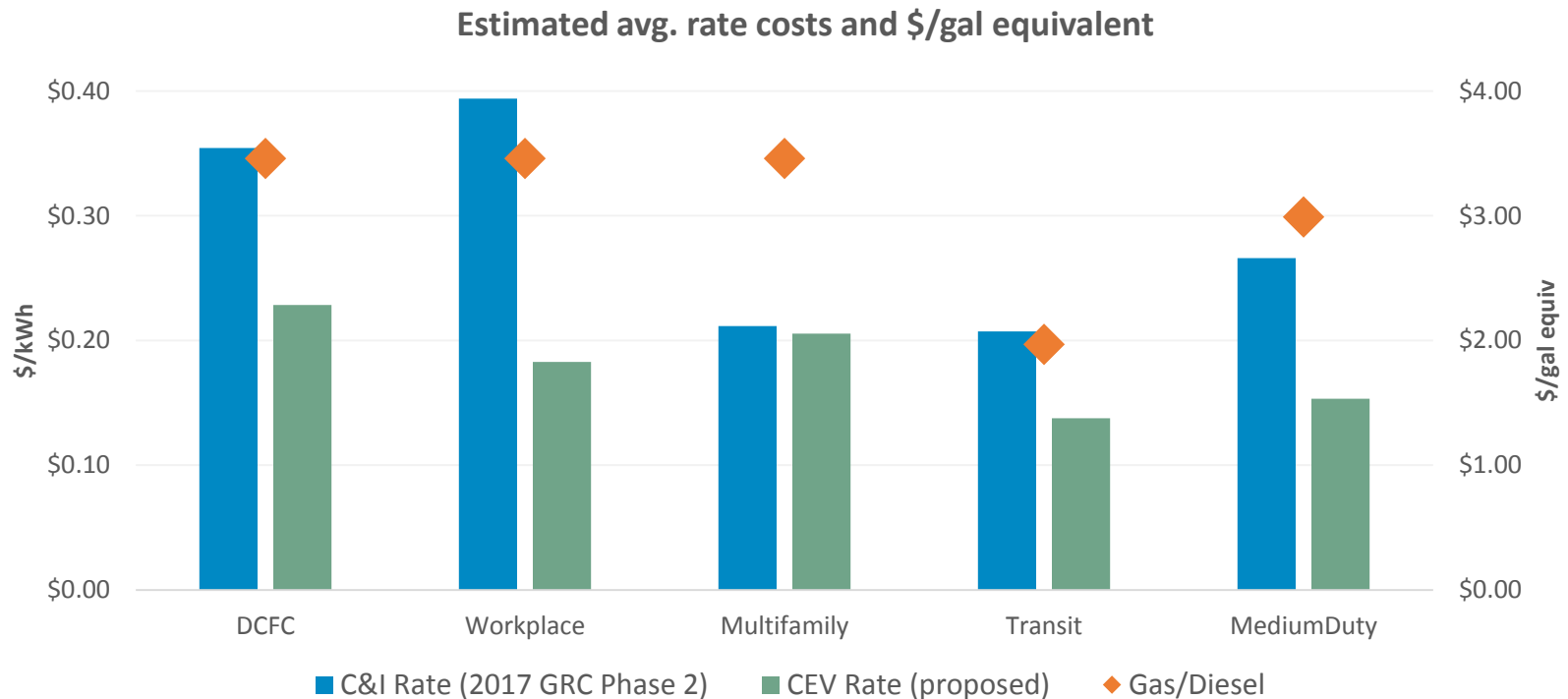
Customers should avoid charging during peak hours from 4-10 p.m., when possible



Estimated bill savings for sample site types

For modeled customer sites, new EV rates can enable significant savings compared to existing commercial rate plans

Actual bill impacts will vary for each customer depending on charging usage patterns



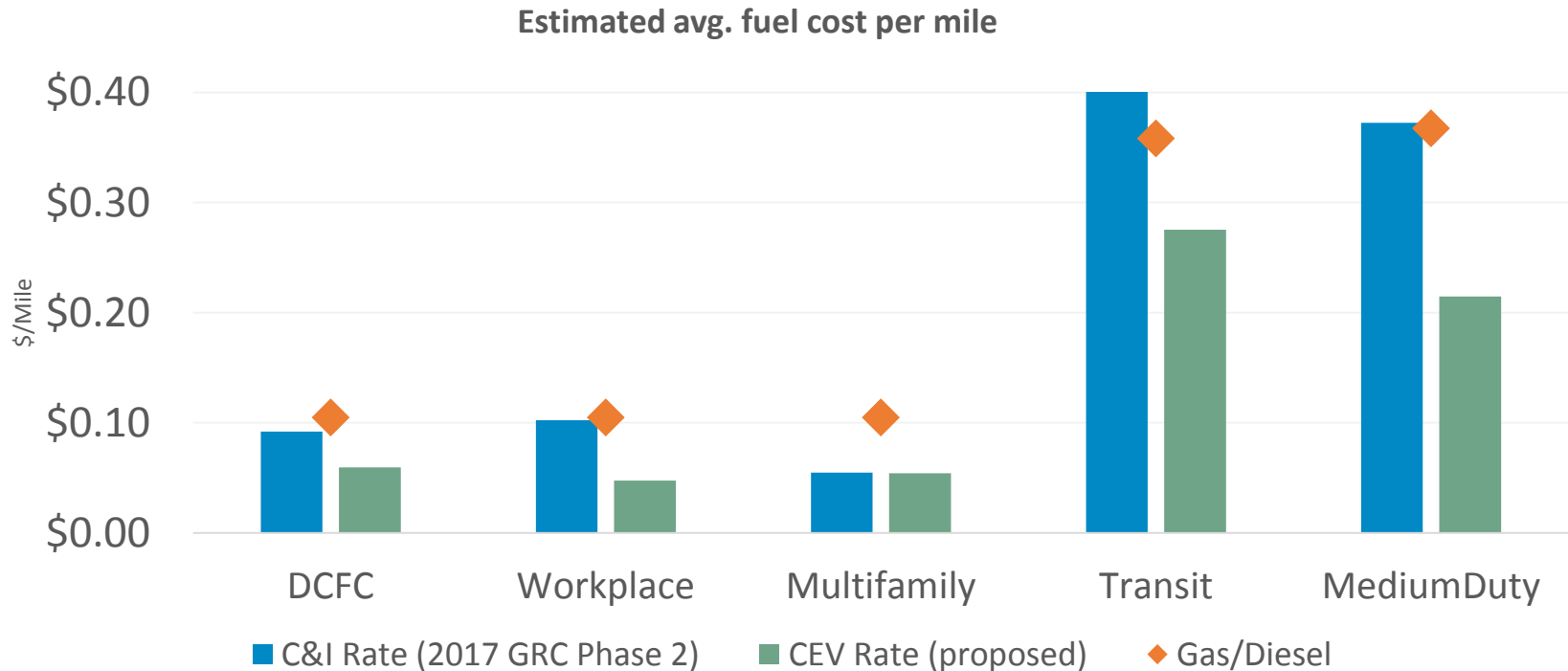
Rate and billing estimates are preliminary and only reflect the sample site modeled. Actual costs will vary based on approved rate values, as well as individual site energy usage.



Estimated bill savings for sample site types

For modeled customer sites, new EV rates can enable significant savings compared to existing commercial rate plans

Actual bill impacts will vary for each customer depending on charging usage patterns



Additional Materials

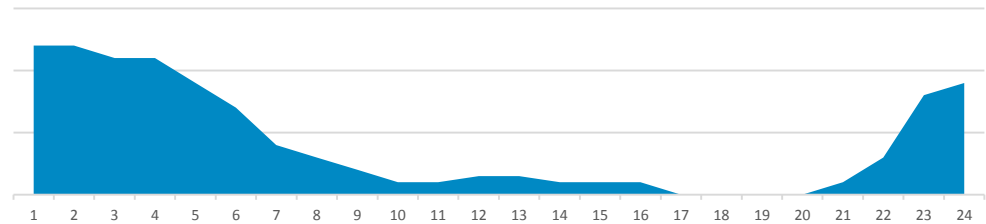


Sample transit bus site model

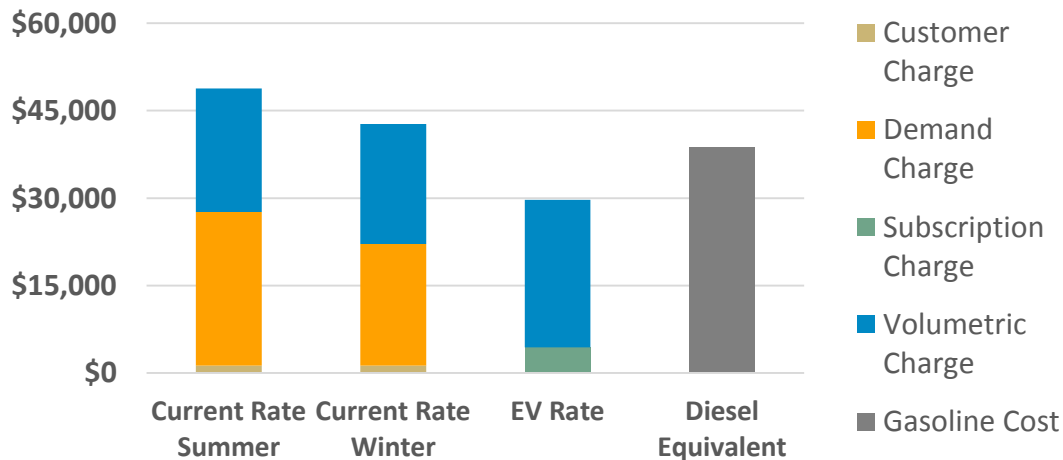
Sample site has 24 buses that drive 150 miles/day and charge mostly overnight, generally avoiding peak hours

Buses	24
Chargers	12
kW/Charger	100
Miles/Day	150
kWh/mile	2

Transit: Sample Hourly Load



Transit Estimated Monthly Bill Costs



Proposed new EV rate yields **~30% savings** compared to current rates.

EV cost per mile is reduced to less than \$0.30/mile, cheaper than diesel at \$2.00/gallon.

Rate and billing estimates are preliminary and only reflect the sample site modeled. Actual costs will vary based on approved rate values, as well as individual site energy usage.

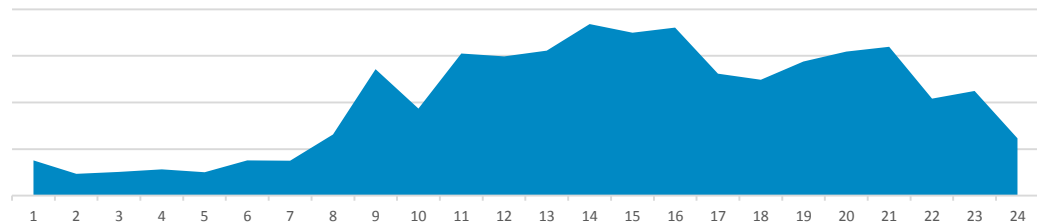


Sample DC fast charging site model

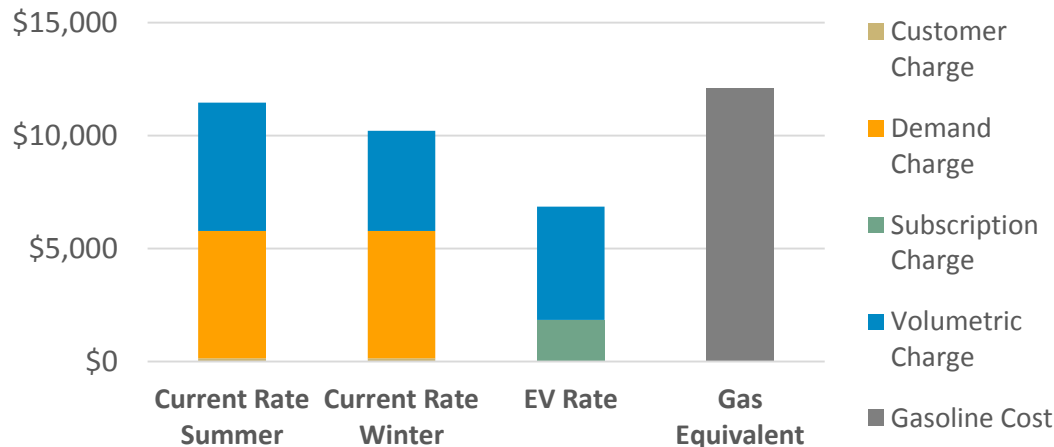
Sample site has 4 chargers at 125 kW each, used 2 hours throughout the day, including significant usage during peak hours.

Hours/Day Utilized	2
Total Chargers	4
kW/Charger	125

DCFC: Sample Hourly Load



DCFC Estimated Monthly Bill Costs



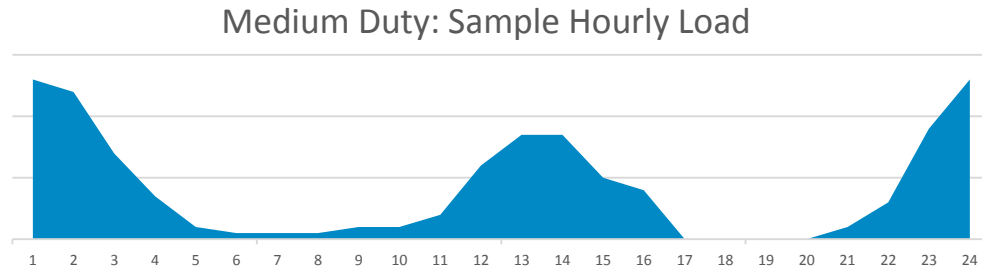
Proposed new EV rate yields **~30-40% savings** compared to current rates.



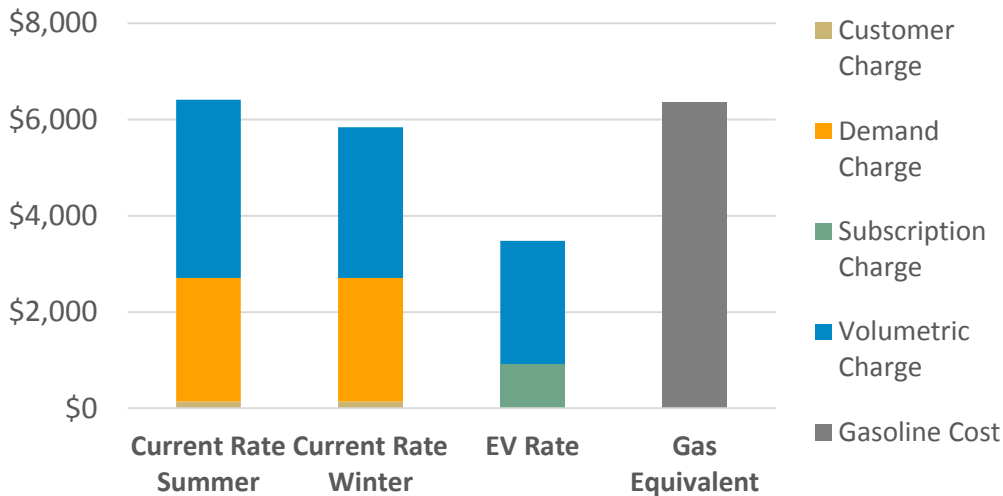
Sample medium duty truck site model

Sample site has 12 delivery vehicles with 12chargers, traveling 45 miles per day and using high-power level 2 to charge mid-day and overnight

Vehicles	12
Chargers	12
kW/Charger	19
Miles/Day	45
kWh/mile	1.4



Medium Duty Estimated Monthly Bill Costs



Proposed CEV enables more than **40% savings** over current rate structure and gas/diesel equivalent.

Rate and billing estimates are preliminary and only reflect the sample site modeled. Actual costs will vary based on approved rate values, as well as individual site energy usage.



Proposed CEV Rate Values

Rate:	Proposed CEV Rates			Notes
	EV-Small	EV-Large S	EV-Large P	
Subscription Rate	\$25	\$184	\$173	-S is for secondary voltage -P is for primary voltage -EV-Small rate is per 10 kW, up to 100kW. -EV-Large is per 50 kW, for sites above 100kW.
Energy Rates (\$/kWh)				
Peak	\$0.30	\$0.30	\$0.30	4-10 pm, all days
Off Peak	\$0.12	\$0.11	\$0.11	Midnight-9am, 2-4pm, 10pm-midnight, all days
SOP	\$0.09	\$0.09	\$0.09	9am-2pm, all days

Note: Values represent PG&E's proposed CEV rates, which have not been approved by the CPUC.

Regulatory and policy alignment:

- Electric charging costs can be a barrier for adoption of EVs and growth of charging infrastructure – especially for fleets and fast charging
- Rate designs that simplify and lower cost barriers for EV charging can support state policy initiatives to accelerate adoption of clean vehicles and reduce climate and air pollutants
- The CEV rate proposal aligns with CPUC Rate Design Principles and the S.B. 350 Guidance Ruling
- Few utilities outside of California have designed rates for commercial EV charging – particularly for fast charging or EV fleets

Designing a new commercial EV rate class:

- To create rates for commercial EV charging, PG&E proposes to create a new rate class specific to these customers. This allows PG&E to design rates around EV load shapes and better fit rates to cost of service for EV charging
- Existing commercial & industrial rates are generally designed around building and industrial facility load shapes, which don't align well with EV charging
- Creating a new commercial EV rate class allows PG&E to transparently track and understand costs to serve these new customer types and aligns with PG&E's Modern Rate Architecture framework

The proposed EV rates will benefit all customers:

- PG&E does not anticipate that the creation of CEV rates will create any cost-shift among customers
- Revenues from CEV rates are additional to previously approved forecasts, and any costs collected above marginal costs put downward pressure on all PG&E customers' rates
- PG&E plans to track costs and revenues from this new customer class through the 2023 GRC, and if needed, propose any changes in that rate case, factoring the market, customer and policy conditions at that time

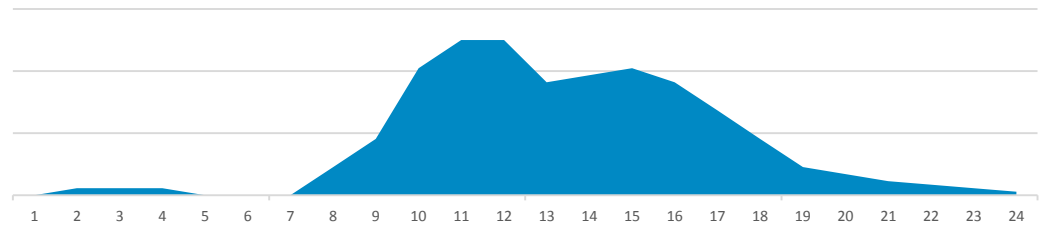


Sample workplace site model

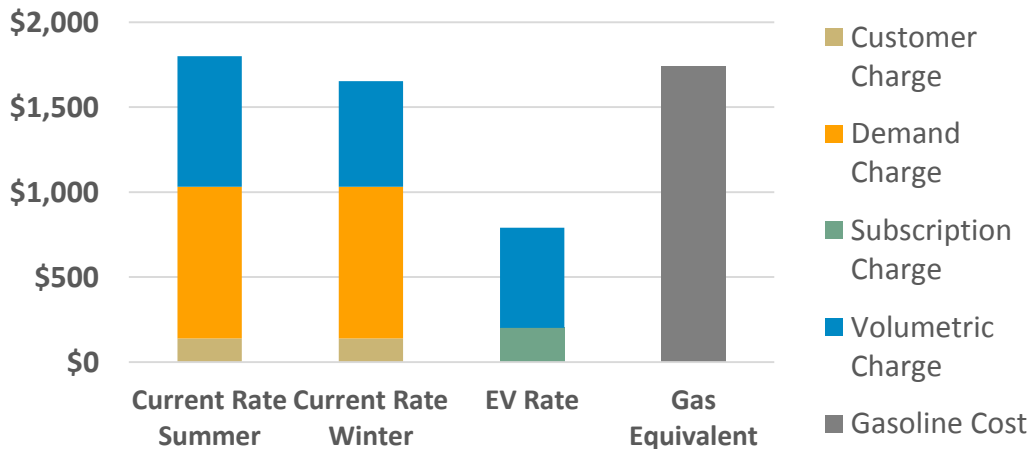
Sample site has 12 chargers, and 24 vehicles recharging 20 miles each workday with level 2 chargers

Cars	24
Attach Rate	0.5
Chargers	12
kW/Charger	6.6
Miles/Day	20
kWh/mile	0.3

Workplace: Sample Hourly Load



Workplace Estimated Monthly Bill Costs



Proposed EV rate bill is nearly half of current rates.

EV rate costs equate to less than \$2.00/gallon gasoline equivalent.

Rate and billing estimates are preliminary and only reflect the sample site modeled. Actual costs will vary based on approved rate values, as well as individual site energy usage.

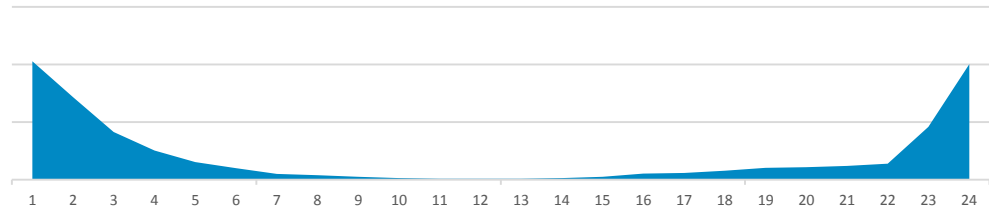


Sample multifamily site model

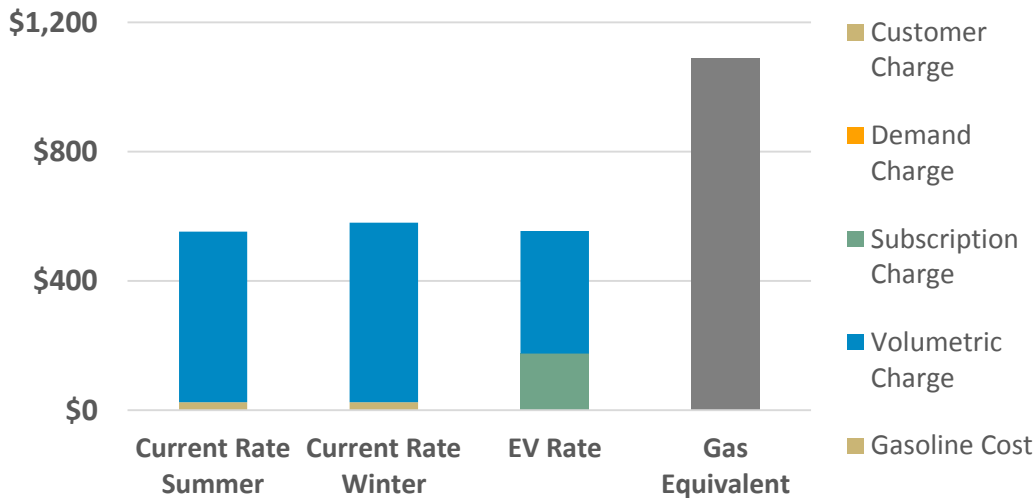
Sample site has 10 chargers, and 10 vehicles recharging 30 miles each workday with level 2 chargers

Cars	10
Attach Rate	1
Chargers	10
kW/Charger	6.6
Miles/Day	30
kWh/mile	0.3

Multifamily: Sample Hourly Load



Multifamily Estimated Monthly Bill Costs



Due to lower charger utilization, EV rate leads to minimal (3%) savings over current A-6 rate – however, CEV rates still enable significant savings compared to gas.

Rate and billing estimates are preliminary and only reflect the sample site modeled. Actual costs will vary based on approved rate values, as well as individual site energy usage.

CaliforniaTransit
Association



PG&E's Commercial Electricity Vehicle Rate

Webinar

November 20, 2018

Michael Pimentel

California Transit Association

Cal Silcox

Pacific Gas & Electric